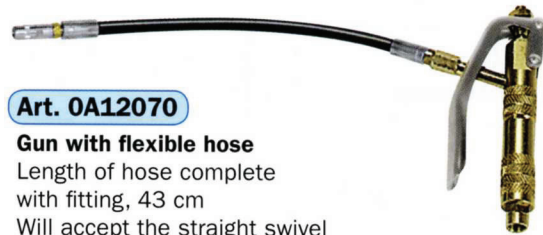


## Art. 0A12065

### Gun handle

without delivery tube.  
 - inlet F 1/4"  
 - outlet M 10 x 1  
 compatible 1/8"



## Art. 0A12070

### Gun with flexible hose

Length of hose complete with fitting, 43 cm  
 Will accept the straight swivel (Art. 0A12001) or the "Z" swivel (Art. 0A12003)  
 - inlet F 1/4"

## Art. 0A12072

### Gun with rigid tube.

Length of rigid tube complete with grease fitting, 16 cm. Will accept the straight swivel (Art. 0A12001) or the "Z" swivel (Art. 0A12003)  
 - inlet F 1/4"



## Art. 0A12085

### Gun with flexible delivery

tube complete with straight swivel (Art. 0A12001)  
 - inlet F 1/4"



## Art. 0A12083

### Gun with rigid delivery tube

with straight swivel (Art. 0A12001)  
 - inlet F 1/4"



## Art. 0A12084

### Gun with rigid delivery tube

complete with "Z" swivel (Art. 0A12003)  
 - inlet F 1/4"



## Art. 0A12087

### Gun with flexible delivery

tube complete with "Z" swivel (Art. 0A12003)  
 - inlet F 1/4"




## Art. 0A12090

### Grease metering gun

with digital display.

Complete with:

- "Z" swivel joint F 1/4" G
- flexible delivery tube equipped with grease hook (Art. 0A12071)






**Art. 0A12001**

**Straight swivel M/F 1/4\"G.**

When connected to the gun enables independent turning on the delivery hose to which it is connected even when pressurized



**Art. 0A12003**

**“Z” swivel M/F 1/4\"G.**

When connected to the gun enables three independent types of turning on the delivery hose to which it is connected even when pressurized, thus facilitating work even in small spaces



**Art. 0A12066**

**Flexible delivery hose**

complete with grease fitting (Art. 0A12071)  
- inlet M 10 x 1

**Art. 0A12067**

**Rigid delivery hose**

complete with grease fitting (Art. 0A12071)  
- inlet M 10 x 1



**Art. 0A12200**

**Nipple 1/4\" x 1/4\" G M/M**

**Art. 0A12203**

**Nipple 1/4\" x 3/8\" G M/M**

**Art. 0A12205**

**Nipple 1/4\" x 1/2\" G M/M**



**Art. 0A12071**

**Special grease fitting**

The grease fitting has four jaws  
- inlet M 10 x 1  
compatible 1/8\"

**Art. 0A12074 *New***

**4-jaw grease coupler with antislash valve fitted standard on manual grease pumps**

- inlet M 10 x 1  
compatible 1/8\"



**Art. 0A12073**

**90° grease fitting.**

- inlet M 10 x 1  
compatible 1/8\"



**Art. 0A12207**

**Nipple 3/8\"G x 1/4\" NPT M/F**

**Art. 0A12209**

**Nipple 1/4\"G x 1/4\" NPT M/F**



**Art. 0A12075**

**Grease fitting.**

For hexagon head grease nipples 15 mm or round head 16 mm.  
- inlet M 10 x 1  
compatible 1/8\"



**Art. 0A12077**

**Grease fitting - push coupler.**

For hexagon-head grease nipples 15 mm  
- inlet M 10 x 1  
compatible 1/8\"



**Art. 0A12112**

**Handle for portable grease kits.**

Coupled with drum cover on 16 - 20 kg grease drums, and handy for carrying on rough ground or hard to access places



**Art. 0A81402**

**Connection hose 1,5 m**

- 1/4\" F/F - 600 bar

**Art. 0A81404**

**Connection hose 4 m**

- 1/4\" M/F - 600 bar

**Art. 0A81412**

**Delivery hose 12 m**

- 1/4\" M/F - 600 bar

**Art. 0A81418**

**Delivery hose 18 m**

- 1/4\" M/F - 600 bar


## Accessories - FOLLOWER PLATES

The follower plate is always recommended but becomes indispensable when using particularly hard greases. The follower plate is pulled towards the bottom of the drum by the vacuum created by the pump and always ensures the following advantages:

- it compresses the grease, preventing air pockets from forming and possible cavitation of the pump,
- it keeps the grease clean, as well as preserving its characteristics,
- it enables collection of all the grease from the bottom of the drum, that would otherwise remain stuck to the sides.


for pumps **Series 600 - 700** with suction tube  $\varnothing$  30

Union  $\varnothing$  30



Art.  
0A12026  
0A12031  
0A12034

Union  $\varnothing$  30



Art.  
0A12037  
0A12040  
0A12058

**Art. 0A12026**

**Follower plate  $\varnothing$  265 mm**  
(for 12 - 20 kg drums with inside  
 $\varnothing$  from 240 to 260 mm)

**Art. 0A12031**

**Follower plate  $\varnothing$  310 mm**  
(for 16 - 30 kg drums with inside  
 $\varnothing$  from 255 to 300 mm)

**Art. 0A12034**

**Follower plate  $\varnothing$  340 mm**  
(for 20 - 30 kg drums with inside  
 $\varnothing$  from 300 to 330 mm)

**Art. 0A12037**

**Follower plate  $\varnothing$  370 mm**  
(for 50 - 60 kg drums with inside  
 $\varnothing$  from 335 to 360 mm)

**Art. 0A12040**


**Follower plate  $\varnothing$  400 mm**  
(for 50 - 60 kg drums with inside  
 $\varnothing$  from 360 to 400 mm)

**Art. 0A12058**

**Follower plate  $\varnothing$  585 mm**  
(for 180 - 200 kg drums with inside  
 $\varnothing$  from 540 to 580 mm)

for pumps **Series 900** with suction tube  $\varnothing$  45

Union  $\varnothing$  45



Art.  
0AZ1060  
0AZ1061  
0AZ1062

**Art. 0AZ1060**

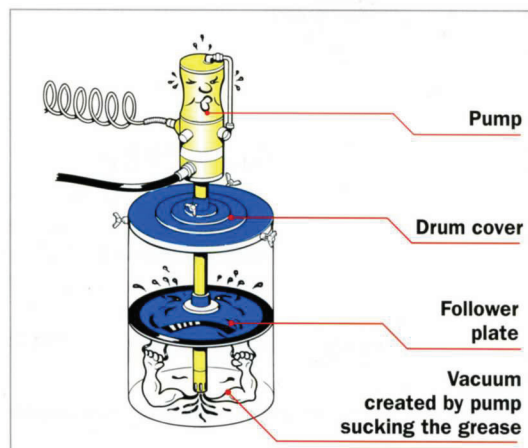
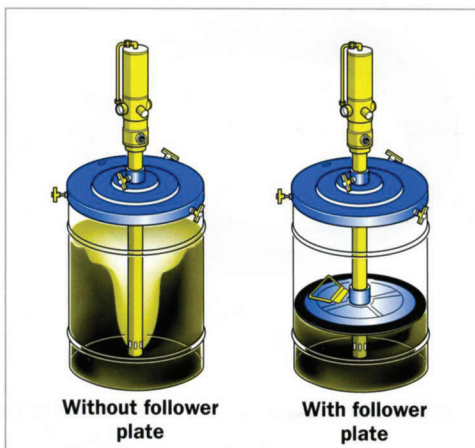
**Follower plate  $\varnothing$  585 mm**  
(for 180 - 200 kg drums with inside  
 $\varnothing$  from 540 to 580 mm)

**Art. 0AZ1061**

**Follower plate  $\varnothing$  400 mm**  
(for 50 - 60 kg drums with inside  
 $\varnothing$  from 360 to 400 mm)

**Art. 0AZ1062**

**Follower plate  $\varnothing$  370 mm**  
(for 50 - 60 kg drums with inside  
 $\varnothing$  from 335 to 360 mm)



## Accessories - DRUM COVERS

In addition to stopping impurities from mixing with the grease, the drum cover keeps the pump in a vertical position to ensure best operation. Comes in various sizes for drums of 12 kg to 220 kg, and is provided with handwheels for sure fitting to the drum.

### Art. 0A12128

Drum cover  $\varnothing$  280 mm (for 12 - 20 kg drums with external  $\varnothing$  from 240 to 280 mm)

### Art. 0A12132

Drum cover  $\varnothing$  310 mm (for 16 - 30 kg drums with external  $\varnothing$  from 260 to 310 mm)

### Art. 0A12135

Drum cover  $\varnothing$  350 mm (for 20 - 30 kg drums with external  $\varnothing$  from 300 to 350 mm)

### Art. 0A12138

Drum cover  $\varnothing$  385 mm (for 50 - 60 kg drums with external  $\varnothing$  from 340 to 385 mm)

### Art. 0A12142


Drum cover  $\varnothing$  420 mm (for 50 - 60 kg drums with external  $\varnothing$  from 370 to 420 mm)

### Art. 0A12160

Drum cover  $\varnothing$  600 mm (for 180 - 220 kg drums with external  $\varnothing$  from 550 to 600 mm)


for pumps **Series 600 - 700** with suction tube  $\varnothing$  30

Art.  
0A12128  
0A12132  
0A12135  
0A12138  
0A12142  
0A12160



for pumps **Series 900** with suction tube  $\varnothing$  45

Art.  
0AZ1050  
0AZ1051  
0AZ1052



### Art. 0AZ1050

Drum cover  $\varnothing$  600 mm (drums external  $\varnothing$  550 - 600 mm)

### Art. 0AZ1051

Drum cover  $\varnothing$  420 mm (drums external  $\varnothing$  370 - 420 mm)

### Art. 0AZ1052

Drum cover  $\varnothing$  385 mm (drums external  $\varnothing$  340 - 385 mm)

for manual grease pumps with suction tube  $\varnothing$  25 - 38



### Art. 0A12130

Drum cover  $\varnothing$  337 mm for cone-shaped drum with bulky edge (external  $\varnothing$  270 - 330 mm)

### Art. 0A12133

Drum cover  $\varnothing$  337 mm for cone-shaped drum with bulky edge (external  $\varnothing$  270 - 330 mm)

## Accessories - PUMP ELEVATOR

### Art. 0AZ1082

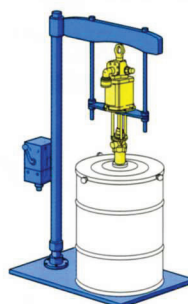
Twin column industrial pumps elevator with bedplate.

It is suitable for drums 50 - 200 Kg

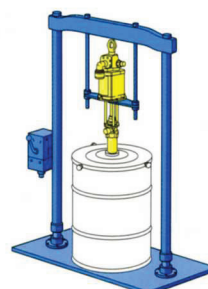
New



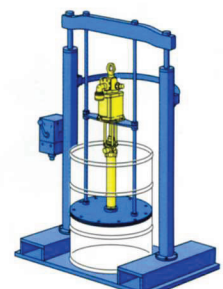
Art.  
0AZ1082



For 50 - 200 Kg drums with **single column** pump elevator



For 50 - 200 Kg drums with **twin column** pump elevator



For 200 Kg drums with twin column pump elevator and **fluid press**