

INTERLUBE

Leaders in Lubrication Solutions



MANUALLY OPERATED SYSTEMS Centralised Lubrication
Multi-Industry Applications



Interlube Systems Ltd - maximising industrial performance world-wide...

LUBESHOT - MANUALLY OPERATED SINGLE LINE METERED SYSTEM

Lubeshot has been specially developed for use on smaller machines where manually operated single line proportionate lubrication is preferred.

The advantages of centralised lubrication are well established. When a properly installed and operated Lubeshot system is used on a machine its bearing life is considerably extended and maintenance costs reduced.



OPERATION

A typical Lubeshot installation consists of a hand operated pump, a low pressure distribution system and calibrated flow units installed at all bearings served by the pump. These non-adjustable units meter oil delivery to bearings in precisely controlled quantities.

Available in two models, with or without reservoir, Lubeshot is supplied with a fixed output of 7.5ml per stroke. Nominal discharge pressure is 3.5 Bar (52 Psi).

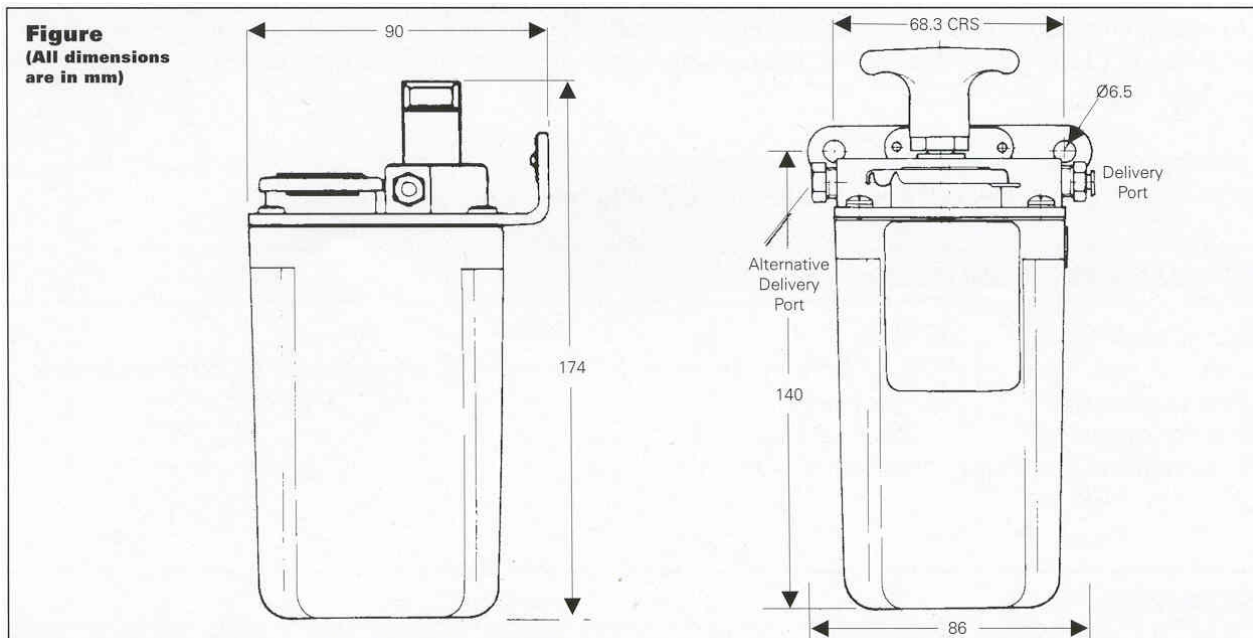
The pump base incorporates an oil filter and a non-return valve is fitted at the outlet to prevent system syphoning.

TECHNICAL DATA

Lubeshot pump for sump mounting	LT2003
Lubeshot pump complete with 300 ml reservoir	Lt1003
Output volume	7.5ml/stroke
Operating pressure	3.5 Bar (52 Psi)
Output connection	5/16in UNF (for 4mm or 4 ml OD tube)
Recommended lubricants	10-1500 cSt Oil
Flow Units	
System Accessories	

RESERVOIR MOUNTED PUMP LT1003

This model comes complete with a 300ml capacity transparent reservoir which enables the oil level to be clearly seen. The reservoir should be mounted vertically and level, in a convenient position on the machine where good access to the priming handle and filler cap is available. The pump is installed using two 6.5mm holes in the mounting plate.



SUMP MOUNTED PUMP LT2003

The Lubeshot sump mounted pump should be installed in such a position that good access is allowed to the priming handle. Inlet pipe A must be submerged in lubricant at all times. Overall dimensions are given in Fig. 2 and mounting dimensions in Fig. 3.

The machine sump should be emptied and thoroughly cleaned before installing Lubeshot, the refilled with clean oil.

Figure 2
(All dimensions are in mm)

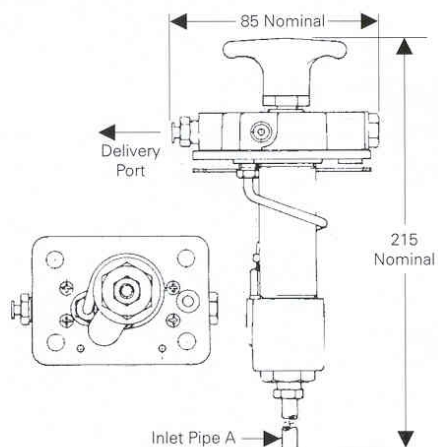
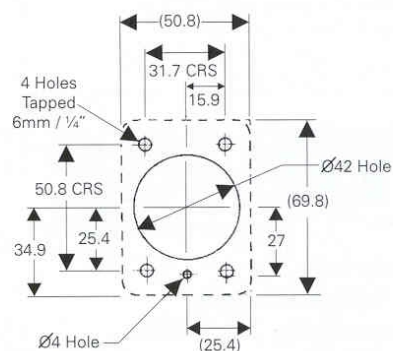


Figure 3 - Mounting Plate
(All dimensions are in mm)



HAND OPERATED SPRING DISCHARGE PUMP

This range of spring discharge pumps is designed to provide efficient, low cost manual lubrication. Pump operation is achieved by raising or depressing the operating lever, allowing it to return under spring pressure. A transparent reservoir gives visual indication of the pump oil level.

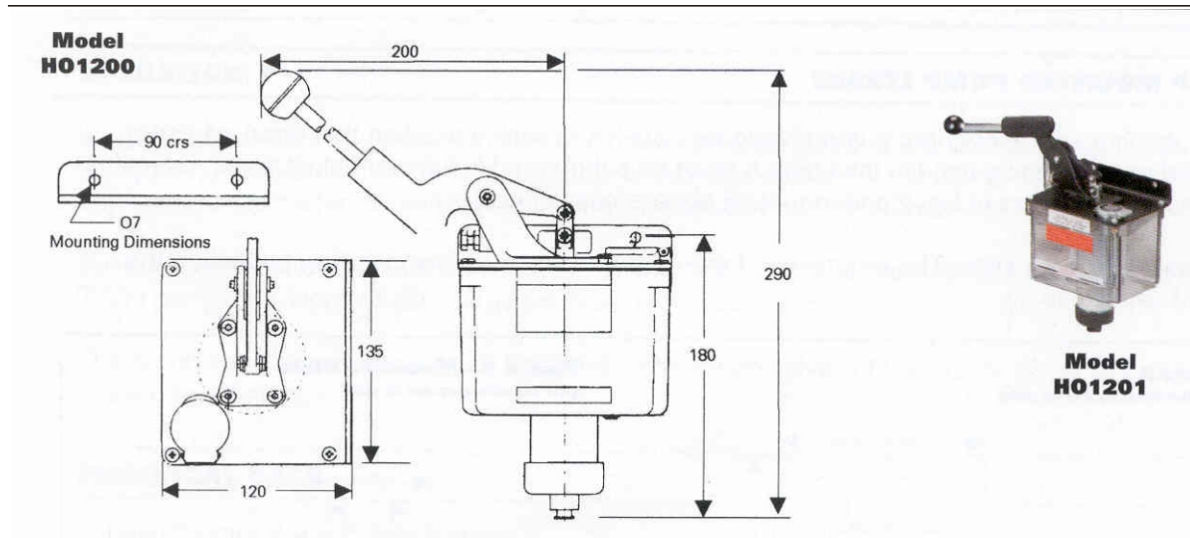
The principal line illustration shows model HO1200 (see below) with all major dimensions. The accompanying photograph depicts HO1201 which has an inverted operating handle but no stroke adjustment facility.

The pump is supplied as standard with the operating lever in the left hand position as shown. If required the user may invert the lever through 180° to give a right hand position.

TECHNICAL SPECIFICATIONS

Reservoir capacity	1 Litre
Delivery volume	20 ml/stroke maximum. Model HO1200 has a stroke adjustment facility.
Delivery pressure	3 Bar (45 Psi)
Output connection	1/8in BSP to BS2779
Recommended lubricants	10-1500 cSt Oil
Flow Units	
System Accessories	

DIMENSIONS



Interlube Systems Ltd
St Modwen Road, Parkway Industrial Estate
Plymouth, Devon, England PL6 8LH
Tel: +44 (0)1752 676000
Fax: +44 (0)1752 676001
e-mail: info@interlubesystems.com
Web Site: www.interlubesystems.com



www.interlubesystems.com
HELP DESK · PRODUCT RANGE · LITERATURE REQUEST

For advice on which product is most suitable for your needs - visit our web site from where you can e-mail us your requirements. Our Help Desk will respond within 24hrs by return e-mail or phone.

